

Deep crustal heating in accreting neutron stars

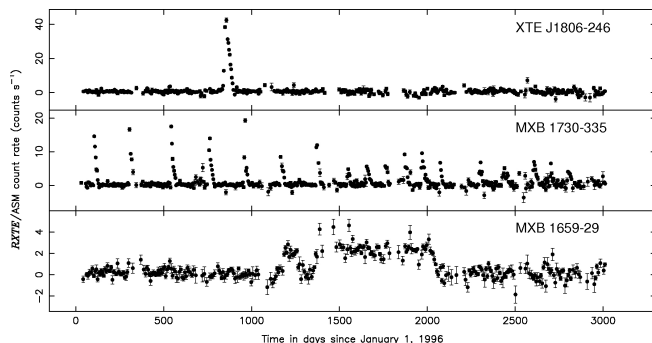
Leszek Zdunik

CAMK - Nicolaus Copernicus Astronomical Center
Warsaw, Poland
jlz@camk.edu.pl

collaboration with Paweł Haensel, Nicolas Chamel, Anthea Fantina

Annual NewCompStar Conference 2015
Budapest 15-19 June 2015

Observations

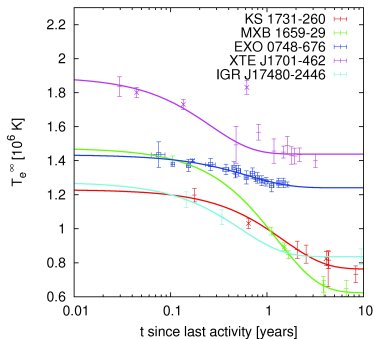


Wijnands 2004

Observations:

- ▶ SXT - soft X-ray transients - opportunity to study physics of NS cores and crusts
 - ▶ accretion time - days, weeks, quiescence - months, years
 - ▶ quiescent emission high - explanation - deep crustal heating
 - ▶ explain luminosities of SXT in quiescence
- ▶ quasi-persistent SXT- laboratories to study neutron star crusts
 - ▶ accretion time - years, decades; then quiescence
 - ▶ crust became significantly hotter than in the quiescent phase
 - ▶ thermal relaxation between accreting and quiescent stage
 - ▶ cooling curve detectable, depends on crust thickness, distribution of heat sources, thermal conductivity

Quasi-persistent soft X-ray transients - example of fits

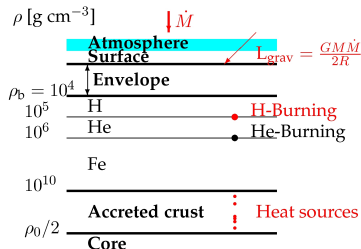


Cooling of quasi-persistent SXT and fits

Figure from the PhD Thesis of **Morgane Fortin (CAMK, May 2012)**

Problems - shallow sources

New model taking into account H-burning and possibility of **residual accretion**



see also A. Turlione, D.N. Aguilera and J. A. Pons, 2013

Column depth and accreted matter vs. pressure

Linear dependence between pressure at given shell and the mass above (column depth y).

$$P = g \cdot y = \frac{g}{4\pi R^2} \Delta M$$

EOS - g_{14}	$M = 1M_{\odot}$	$M = 1.4M_{\odot}$	$M = M_{\max} \simeq 2M_{\odot}$
Akmal	1.4	2.30	8.7
DH	1.2	2.15	7.1
TM165	0.9	1.44	5.3

EOS - $\frac{P[10^{34}]}{\Delta M(M_{\odot})}$	$M = 1M_{\odot}$	$M = 1.4M_{\odot}$	$M = M_{\max} \simeq 2M_{\odot}$
Akmal	1.7	2.8	13.5
DH	1.4	2.4	11.1
TM165	0.77	1.2	6.7

	P [erg cm ⁻³]	ΔM [M_{\odot}]	τ [yr/ \dot{M}_{-9}]
the bottom of the outer crust	10^{30}	10^{-4}	0.1 Myr
the bottom of the inner crust	10^{32}	10^{-2}	10 Myr
thickness of the shell in the outer crust	$10^{27} \div 10^{29}$	$10^{-7} \div 10^{-5}$	0.1 \div 10 kyr
thickness of the shell in the inner crust	$10^{30} \div 10^{32}$	$10^{-4} \div 10^{-2}$	0.1 \div 10 Myr

Structure of the crust

Outer crust $\rho < 4 \cdot 10^{11} \text{ g cm}^{-3}$


- ▶ ion-like structure
- ▶ nuclei in the electron gas
- ▶ Z decreases inwards $Z_1 > Z_2 > Z_3$ - neutronization
- ▶ neutron drip at the bottom of the outer crust

Inner crust $\rho > 4 \cdot 10^{11} \text{ g cm}^{-3}$

- ▶ ion-like structure
- ▶ nuclei in the electron and neutron gas
- ▶ Z decreases inwards $Z_1 > Z_2 > Z_3 > Z_4 \dots$ - neutronization

P increases $\implies A$ increases

P increases $\implies Z/A$ decreases

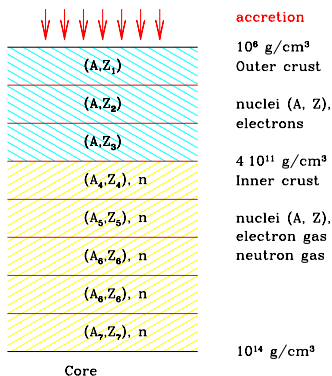


Two *kinds* of the NS crust

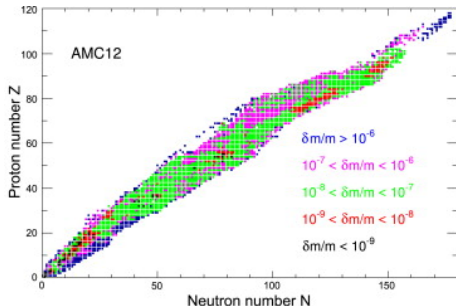
- ▶ NS born in SN explosion - collapse of stellar core
NS born at high temperature $\sim 10^{11}$ K
star (including crust) in thermodynamical equilibrium - all reactions possible
catalyzed crust - ground state of matter
no exothermic reactions possible
- ▶ accreting NS - accretion of matter on neutron star
temperature not so high $\leq 10^9$ K
no energy to overcome Coulomb barrier for nuclei (relatively large $Z > 10$)
system is in local (not global) minimum of energy
accreted crust - source of non-equilibrium (exothermic) reactions
energy reservoir

Structure of the accreted crust

- ▶ some reactions not allowed due to physical conditions (low temperature - thermonuclear reactions blocked)
- ▶ additional constraints in thermodynamic equilibrium
- ▶ impossible to reach global minimum of energy (Gibbs energy at given pressure) - local minimum of energy
- ▶ system in local equilibrium - energy reservoir - exothermic reactions possible
- ▶ energy sources in the inner crust - few hundreds meters below NS surface
- ▶ timescale of heat transfer to the surface - years,
- ▶ additional luminosity source when accretion stops
- ▶ total crustal heating is $\sim 1.5 - 2$ MeV per one accreted nucleon, mostly deposited at $\rho \sim 10^{12} - 10^{13}$ g cm $^{-3}$



Nuclei in Neutron Star crust



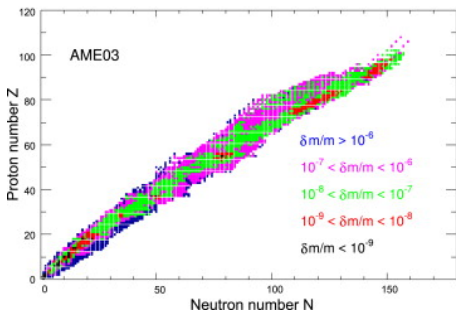
- ▶ Only few crust nuclei “measured” in experiment.
- ▶ Theoretical models fitted to experiment

Nuclear charts with relative mass uncertainties $\delta m/m$ displayed in a color code for this work (top) and for AME03(bottom)

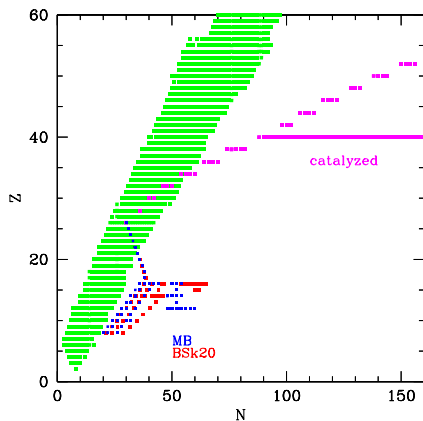
B. Pfeiffer, K. Venkataramaniah, U. Czok, C. Scheidenberger

Atomic mass compilation 2012

**Atomic Data and Nuclear Data Tables, Volume 100, Issue 2, March 2014,
Pages 403-535**



Nuclei in Neutron Star crust



- ▶ Only few crust nuclei “measured” in experiment.
- ▶ Theoretical models fitted to experiment

Nuclear charts with relative mass uncertainties $\delta m/m$ displayed in a color code for this work (top) and for AME03(bottom)

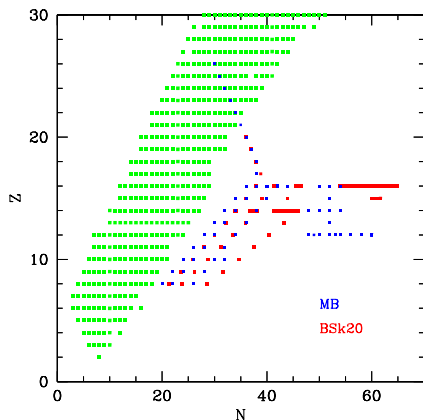
B. Pfeiffer, K. Venkatarmaniah, U. Czok, C. Scheidenberger

Atomic mass compilation 2012

Atomic Data and Nuclear Data Tables, Volume 100, Issue 2, March 2014,

Pages 403-535

Nuclei in Neutron Star crust



- ▶ Only few crust nuclei “measured” in experiment.
- ▶ Theoretical models fitted to experiment

Nuclear charts with relative mass uncertainties $\delta m/m$ displayed in a color code for this work (top) and for AME03(bottom)

B. Pfeiffer, K. Venkataramaniah, U. Czok, C. Scheidenberger

Atomic mass compilation 2012

Atomic Data and Nuclear Data Tables, Volume 100, Issue 2, March 2014,

Pages 403-535

Thermodynamics

Assumptions

- ▶ One-component plasma: a single nuclear species (N, Z) is present at each pressure.
- ▶ Properties of the matter calculated for the Wigner-Seitz cells containing one nucleus and A nucleons (above neutron drip point - neutron gas outside nuclei)

Determination of the state of matter

At given pressure P :

- ▶ Gibbs energy per one cell - $G_{\text{cell}}(A, Z)$.
- ▶ Gibbs energy per nucleon $g = G_{\text{cell}}/A = \mu_b(A, Z)$ the baryon chemical potential for a given nuclide.
- ▶ ground state \equiv minimum of $\mu_b(A, Z)$ at fixed P with bounds corresponding to specific physical situation.
 - accreted crust – with respect to neighbouring N, Z ; $A = \text{const.}$
 - catalyzed crust – minimalization of μ_b with respect to A and Z .

Nucleus (drop) and gas (neutron) outside treated separately

$P > P_{ND} \equiv P(\rho_{ND})$, neutrons in two phases:

- bound in nuclei
- as a neutron gas outside nuclei.

The Gibbs energy of the W-S cell:

$$G_{\text{cell}}(A, Z) = W_{\mathcal{N}}(A, Z, n_n) + W_L(n_{\mathcal{N}}, Z) + [\mathcal{E}_e(n_e) + (1 - n_{\mathcal{N}}V_{\mathcal{N}}) \mathcal{E}_n(n_n) + P]/n_{\mathcal{N}},$$

$W_{\mathcal{N}}$ - the energy of the nucleus, $W_{\mathcal{N}} = W_{\text{bulk}} + W_{\text{surf}} + W_{\text{Coul}} + W_{\text{pair}}$

W_L - the lattice energy per cell

\mathcal{E}_e - the electron energy density.

\mathcal{E}_n - energy density of neutron gas outside nuclei, $V_{\mathcal{N}}$ - volume of the nucleus.

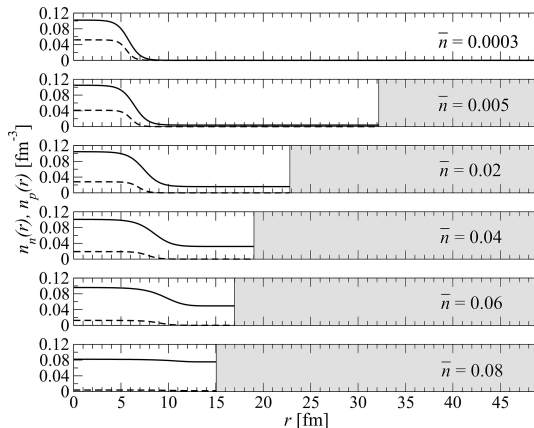
At given nuclide (A, Z) - system described by $n_{\mathcal{N}}$, n_e , n_n

Even-odd pairing energy - important ingredient of $W_{\mathcal{N}}(A, Z)$:

$$W_{\text{pair}} = \frac{1}{2} [(-1)^N + (-1)^Z] \frac{11}{\sqrt{A}} \text{ MeV}$$

Even-even nuclei (N, Z) are thermodynamically preferred.

- ▶ Extended Thomas Fermi method
- ▶ Skyrme type forces
- ▶ no separation of matter into 2 distinct homogeneous phases
- ▶ Z well defined for proton cluster
- ▶ neutron skin - N_{cell} well determined, not N - neutron number bound by the proton cluster
- ▶ continuous variation of the density of nuclear matter within WS cell
- ▶ self-consistent treatment of surface layer
- ▶ shell effects for protons included - Z magic numbers preferred
- ▶ no even-odd pairing

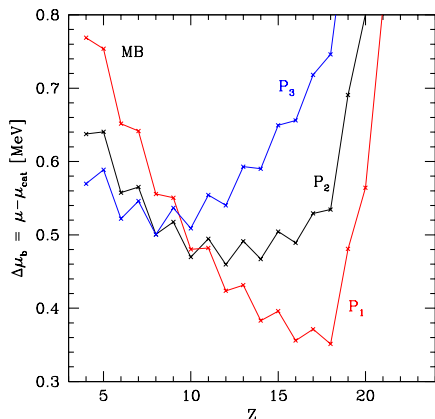


Profiles of neutron (solid curves) and proton (dashed curves) density distributions in the Wigner-Seitz cell for functional BSk21 and different values of the mean density \bar{n} . Shading denotes the region beyond the cell radius

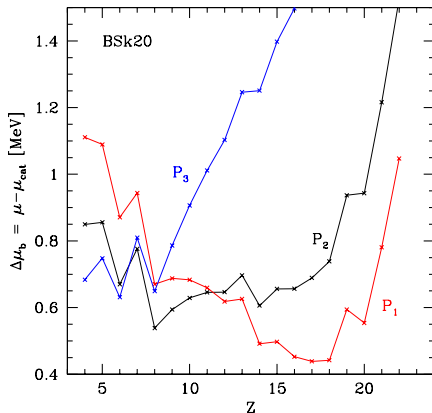
Pearson, Chamel, Goriely, Ducoin 2012

Accreting crust - evolution of matter element

$P_1 < P_2 < P_3$, $\mu - \mu_{\text{cat}}$ energy per baryon relative to ground state (catalyzed matter)

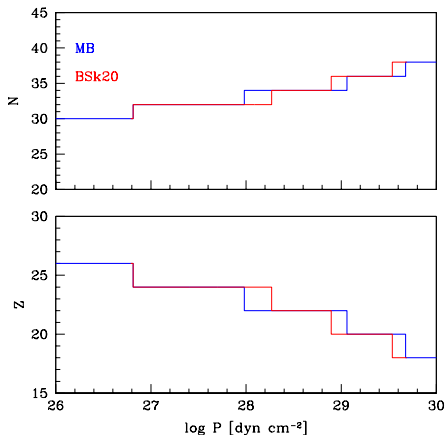


pairing energy,
even Z energetically preferred
increasing $P \rightarrow Z$ decreases by 2



shell effects, deeper minima,
magic numbers Z energetically preferred
 Z slips from 20 to 14, then to 8

Outer crust - Nuclei (N,Z)

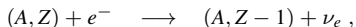


Three first stable nuclei experimentally
“measured”
(5 nuclei including beta-unstable)

Increasing pressure of the Wigner-Seitz
cell P
threshold to be reached:

$$\mu_e + \mu_{\mathcal{N}(A,Z)} = \mu_{\mathcal{N}(A,Z-1)}$$

The electron captures proceed in two
steps,



decrease of Z (increase of $N = A - Z$) with
increasing density.

The first capture – in quasi-equilibrium →
negligible energy release.

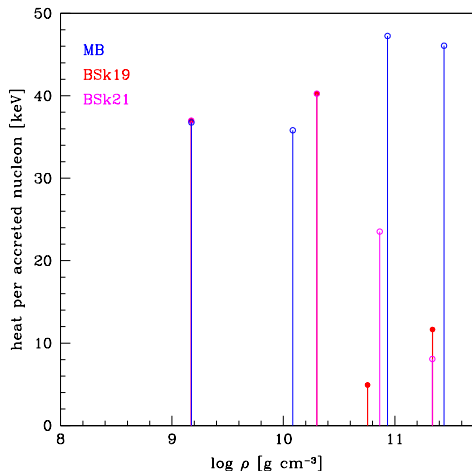


odd-odd nucleus (strongly unstable)



a second electron capture in an
non-equilibrium manner, with energy
release Q_c .

Deep heat sources - model comparison - outer crust



Vertical lines, positioned at the density at the bottom of the reaction shell, represent the heat per one accreted nucleon

Two first (low density) energy sources correspond to the nuclei experimentally “measured”
model dependence at higher densities

Inner crust reactions

Above the neutron-drip point ($\rho > \rho_{\text{ND}}$) electron captures trigger neutron emissions

MB - compressible liquid drop model

The condition for the beta capture:

$$\mu_b(P, A_{\text{cell}}, N, Z) = \mu_b(P, A_{\text{cell}}, N', Z - 1)$$

where the number of neutrons in nucleus N' corresponds to the minimum of μ_b with respect to N i.e. $\forall_{N \neq N'} \mu_b(P, A_{\text{cell}}, N', Z - 1) < \mu_b(P, A_{\text{cell}}, N, Z - 1)$.

For each Z - equilibrium with respect to strong interactions allowing for neutron drip out of nuclei and changing neutron gas density (outside nuclei).

BSk

Finding the points (in pressure) at which the condition is fulfilled:

$$\mu_b(P, A_{\text{cell}}, Z) = \mu_b(P, A_{\text{cell}}, Z - 1) \quad (1)$$

This reaction ($Z \rightarrow Z - 1$) trigger exothermic electron capture: ($Z - 1 \rightarrow Z - 2$) and sometimes the chain of subsequent pairs of beta reactions leading finally to Z -even nucleus.

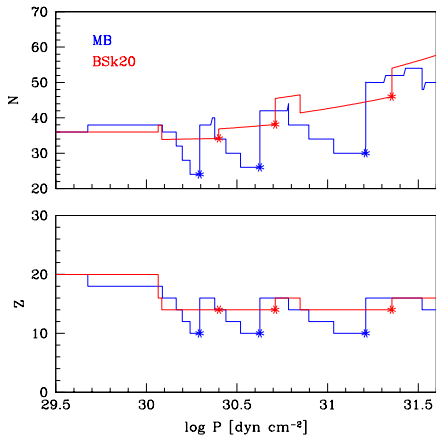
quasi equilibrium



a second electron capture and neutron emissions in a non-equilibrium manner, with energy release Q .



Inner crust - nuclei (N,Z)



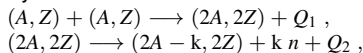
stars - pycnonuclear fusion
- Z decreases with increasing density.



Coulomb barrier prohibiting the nucleus-nucleus reaction lowers.
Decrease of the separation between the neighboring nuclei,
Increase of energy of the quantum zero-point vibrations around the nuclear lattice sites



Pycnonuclear reactions.

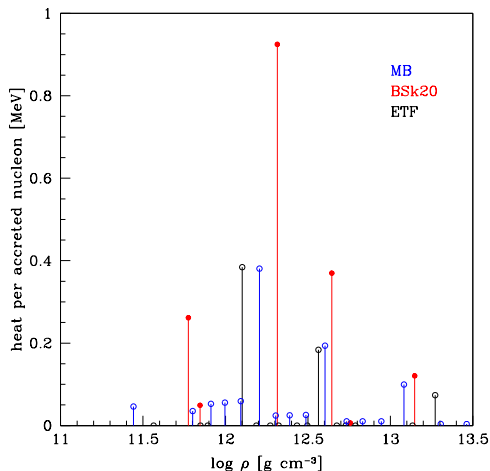


MB - odd-even pairing energy
even Z energetically preferred

BSk - shell effects

Z = Z_{shell} energetically preferred

Deep heat sources - model comparison - inner crust



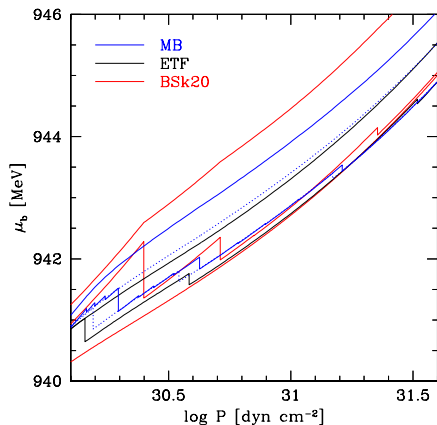
Vertical lines, positioned at the density at the bottom of the reaction shell, represent the heat per one accreted nucleon

MB - pairing - many heat sources, small energy per one source

BSk - shell effects - small number of sources ($\approx N_{pair}/3$), large energy per one source

ETF - no pairing, no shell correction - leads to equilibrium-electron captures (no heat release), heating results exclusively from pycno-nuclear fusion

Energy sources - dependence on model



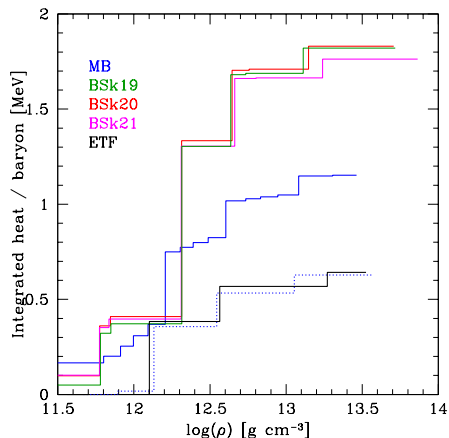
$\mu_b(P)$ for different models

The upper continuous curves defined as sum of μ_b and integrated heat

$$\bar{\mu}_b(P) \equiv \mu_b(P) + \sum_{j(P_j < P)} Q_j$$

The lowest smooth solid curve - cold catalyzed matter $\mu_b^{(0)}(P)$

Integrated heat



Integrated heat - heat deposited in the crust in the layer with density $< \rho$

$$Q(\rho) = \sum_{j(\rho_j < \rho)} Q_j,$$

$Q(\rho)$ (per one accreted nucleon) versus ρ , assuming initial ashes of pure ^{56}Fe .

ETF - pure Extended Thomas-Fermi
no Pairing, no Shell Corrections

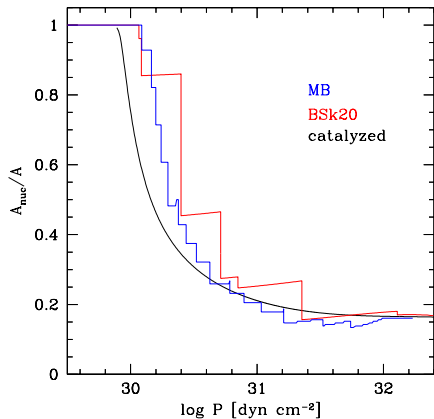
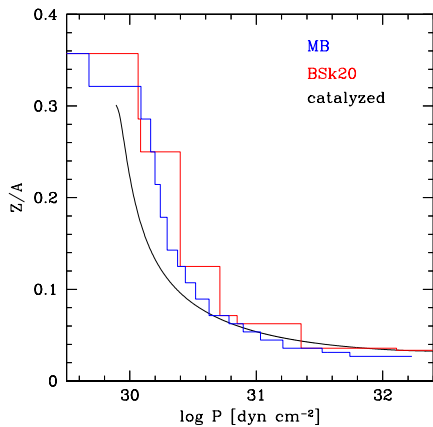
Weak dependence of Q_{tot} on the "nuclear history", dense matter model

Crucial role of pairing and shell effects for Q_{tot} - for ETF Q_{tot} is three times smaller

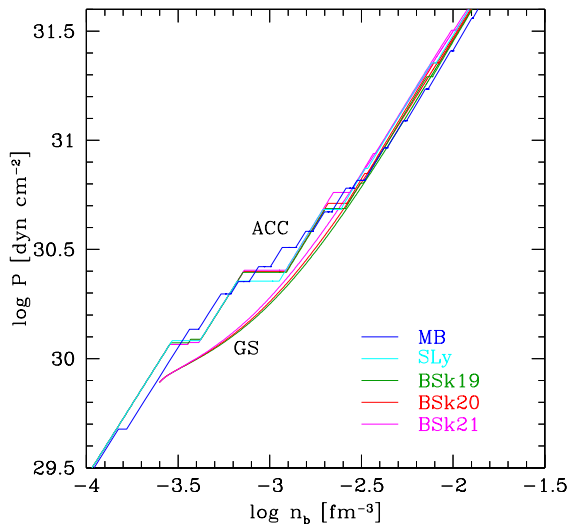
$$Q_{MB} \simeq 2 \cdot Q_{ETF}$$

$$Q_{BSk} \simeq 3 \cdot Q_{ETF}$$

Accreted crust - convergence to catalyzed matter at high P



EOS - accreted crust vs. ground-state (catalyzed)



Within number density range n_b
($3.2 \times 10^{-4} - 3.3 \times 10^{-3}$) fm⁻³
corresponding to ρ
($5 \times 10^{11} - 6 \times 10^{12}$) g cm⁻³
accreted crust is significantly
stiffer than the ground state
(catalyzed) one

Typically: $M = 1.4 M_{\odot}$,
 $R_{\text{ACC}} - R_{\text{GS}} \approx 100$ m.
This difference decreases with
increasing M .
Depends on the core EOS.

Problems

Some properties of cooling process cannot be explained by deep crustal heating

- ▶ explanation of spectra
 - ▶ spectra contaminated by the power law component
 - ▶ some sources dominated by non-thermal component
 - ▶ non-thermal influence → measurement of the luminosity and temperature of the thermal component very complicated
- ▶ diversity of QP SXTs - no unique model to explain them - short timescale of cooling for some sources:
 - ▶ very different timescales of cooling - from $537 \pm 125 d$ (KS1731-260) down to $95 \pm 16 d$ (XTE J1701-462)
 - ▶ shallow sources - sources at density $\rho < 10^{10} \text{ g cm}^{-3}$
 - ▶ residual accretion

Summary

Robust result

Total energy release per accreted nucleon $Q_{\text{tot}} \approx 1.2 - 2 \text{ MeV/nucleon}$

- ▶ total heat release (per one accreted nucleon) weakly depends on uncertainties of the details of deep crustal heating
- ▶ total crustal heating is similar for different composition of the ashes of nuclear burning at the surface of accreting NS
- ▶ one-component plasma assumption is not crucial
- ▶ a chain of processes occurring after the neutron drip leads to convergence of compositions to a common one at densities higher than $5 \cdot 10^{12} \text{ g cm}^{-3}$ and pressures $P > 10^{31} \text{ erg cm}^{-3}$.
- ▶ main energy sources located at the depth $300 \div 500 \text{ m}$ below NS surface.
- ▶ properties of the binding energy of nuclei are important (shell effects vs. even-odd pairing) -
location of the deep crustal heating, number of energy sources
- ▶ importance of the shell effects and even-odd pairing -
neglecting them lowers Q_{tot} by a factor 2, 3.